











































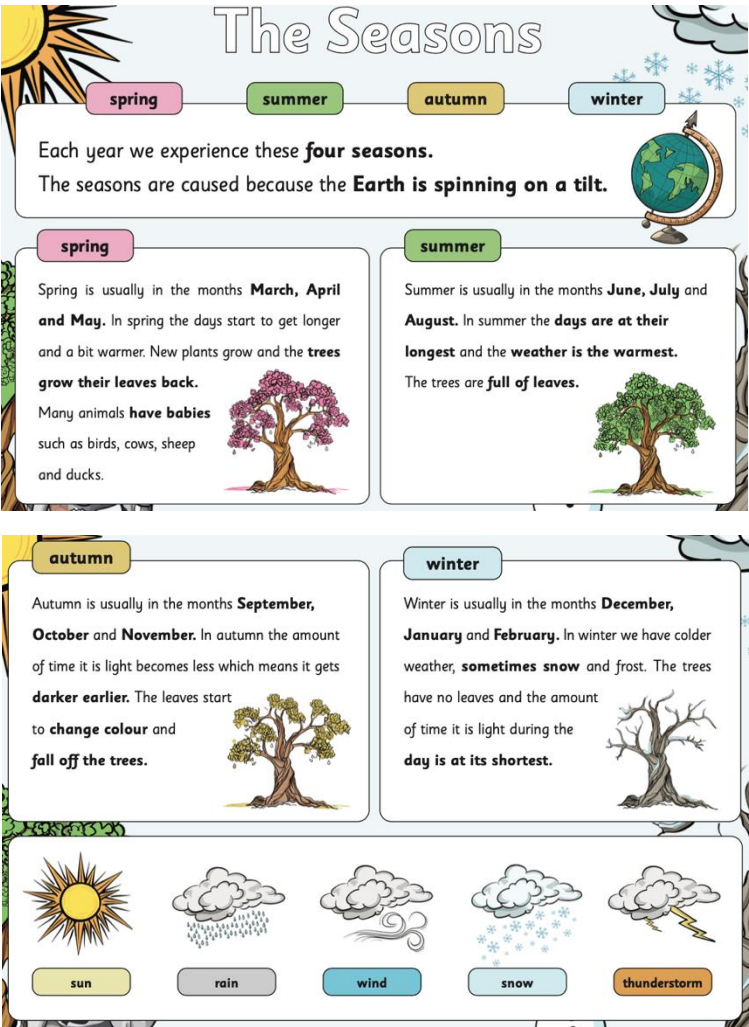


Writing	Phonics	Maths	Humanities History and Geography																																		
<p>This term we are focusing on writing:</p> <p>Transcription</p> <ol style="list-style-type: none"> 1. Pencil grip 2. Correct letter formation 3. Spelling using known phonics 4. Capital letters, full stops and finger spaces <p>Oral composition</p> <ol style="list-style-type: none"> 5. Story language- once upon a time, the next day... 6. Story structure- beginning, middle, end. 7. Rich vocabulary- anxious, ecstatic 8. What is a sentence? <p>Our key texts this term are:</p> <ul style="list-style-type: none"> • Rapunzel • That rabbit belongs to Emily brown 	 <p>Read Write Inc (RWI) is a phonics programme which helps all children learn to read fluently and at speed so they can focus on developing their skills in comprehension, vocabulary and spelling.</p> <p>Phonics focus Spring focus Children are continuing to learn set 2 and set 3 sounds and are reading phonically decodable books to develop their skills.</p> <p>What can you do at home to help?</p> <ol style="list-style-type: none"> 1. Practise saying the sounds and the phrase. 2. Practise reading sounds speedily. 3. Help your child use 'special friends', 'Fred talk' to read words. <div style="display: flex; justify-content: space-around;"> <div data-bbox="481 1013 824 1289"> <p>Set 2 Speed Sound Map</p> </div> <div data-bbox="828 1157 1254 1444"> <p>Set 3 Speed Sound Map</p> </div> </div>	<p>Y2- White Rose Maths</p> <ul style="list-style-type: none"> • Place value within 20 • Addition and subtraction within 20 • Place value within 50 • Length and height • Mass and volume 	<p>History Toy Story Children will be exploring changes within living memory in the world of toys! They will be discussing what toys are like today, what other peoples toys are like and question whether we can tell whether toys are old and would been seen in the past. Children are going to be exploring what toys their grandparents used to play with and finding the oldest toy in the world, developing their chronology knowledge and skills. They will be looking at different toys from the past and how they were played with.</p> <div style="text-align: center; background-color: #FF69B4; padding: 5px; margin-bottom: 10px;"> Toy Timeline </div> <table border="1" style="width: 100%; text-align: center;"> <tr> <td></td> <td></td> <td></td> <td></td> <td></td> <td></td> </tr> <tr> <td>1800's</td> <td>1902</td> <td>1943</td> <td>1949</td> <td>1989</td> <td>1994</td> </tr> <tr> <td>Toy soldier</td> <td>Teddy bear</td> <td>Slinky</td> <td>Lego bricks</td> <td>Gameboy</td> <td>Play Station</td> </tr> </table> <p>Geography Countries and capitals of the UK Children will be investigating what countries make the UK. They will be exploring how we can see the UK and their location in the UK. They will be finding out where the King lives and locating London on a map. Children will also be investigating how they can travel to Cardiff from London and where the monster lives in Scotland.</p> <div style="display: flex; justify-content: space-around;"> <div data-bbox="1323 991 1659 1374"> </div> <div data-bbox="1760 1110 2096 1358"> <table border="1" style="width: 100%; text-align: center;"> <tr> <td>city</td><td></td><td>countryside</td><td></td></tr> <tr> <td>traffic</td><td></td><td>mountain</td><td></td></tr> <tr> <td>tower skyscraper</td><td></td><td>village</td><td></td></tr> <tr> <td>landmark</td><td></td><td>Union Jack</td><td></td></tr> </table> </div> </div>							1800's	1902	1943	1949	1989	1994	Toy soldier	Teddy bear	Slinky	Lego bricks	Gameboy	Play Station	city		countryside		traffic		mountain		tower skyscraper		village		landmark		Union Jack	
																																					
1800's	1902	1943	1949	1989	1994																																
Toy soldier	Teddy bear	Slinky	Lego bricks	Gameboy	Play Station																																
city		countryside																																			
traffic		mountain																																			
tower skyscraper		village																																			
landmark		Union Jack																																			

Science	PSHE/RSE	PE
<p>Seasonal changes Children are going to be looking at what the weather is like on different days during the term. They are going to be describing different types of weather and reporting the weather, creating weather broadcasts. Children are going to be thinking about the season and what characteristics each season has. They will also be exploring rainfall and discussing sun safety.</p>  <p>Computing</p>	<p>Belonging to a community Children will be discussing why rules are important in different situations and explain how different people have different needs. Children will also be exploring how we care for people, animals, and our environment.</p> <p>Media literacy and digital resilience Children will be discussing how and why people use the internet. They will be exploring the benefits of using the internet and digital devices. Children will also be developing their online safety knowledge and skills- thinking about how people find things out and communicate safety online.</p> <p>Money and work Children will be able to explain how everyone has different strengths in and out of school. They will be exploring the different strengths and interests needed for different jobs and explaining different jobs, the work people do.</p> <p>Art</p> <p>How to paint and print: To use basic painting materials independently (washing and wiping your brush, using a paint brush with care). To begin to paint chosen areas with some control. To explore simple printing techniques (e.g. using objects and sponges to print with) to make simple patterns.</p> <p>Colour: To recall the 3 primary colours. To use an experimental approach to colour mixing to discover secondary colours. To create work that reflects a particular artist or artistic style.</p> <p>Music</p>	<p>Net and wall Children will be investigating the following questions:</p> <ul style="list-style-type: none"> - Can I keep a beanbag on my racket? - Can I move a round with a beanbag on my racket? - Can I flip a beanbag on my racket? <p>Invasion games Children will be investigating the following questions:</p> <ul style="list-style-type: none"> - Can I run and stop safely on command? - Can I change direction? - Can I catch an object from my partner? - Can I throw a ball at a target? - Can I pass an object to my peers? <p>Design and Technology</p> <p>Mechanical Systems: wheels and axles Children will be investigating the following questions:</p> <ul style="list-style-type: none"> • How does a wheel work? • Can I make a basic moving vehicle with wheels and axles? • Which wheel and axle are the most effective? • Can I make a final design? • How effective is my vehicle? <p>RE</p>

Digital Painting

Children will be investigating the following questions:

1. How can we paint using computers?
2. How can we create digital images using shapes and lines?
3. What are the appropriate tools to use to re-create a picture in the style of a chosen artist?
4. Why did I choose to use this specific tool?
5. How can I create a digital picture using a pointillist approach?
6. What are the similarities and differences between computer art and paintings?

Musical Elements – London’s Burning

Children will be investigating the following questions:

1. Can I identify repeated sound patterns in a song?
2. How can I keep in time? Can I respond to signals for starting and stopping?
3. Can I control the different sounds I make with my voice?
4. How can I add sound effects to a poem?
5. Can I perform a ‘round’ song?
6. Can I use musical vocabulary to make useful comments on performances and compositions?

-

Worship

How and why do Christians and Hindus worship

Children will explore who they belong to and what symbols represent them. They will be recalling what a Christian and Hindu is from prior learning and learning about how they worship. Children will identify key symbols, actions and rituals used during Christian worship and learning when Hindus worship and which artefacts are used. They will be identifying similarities and differences between Hindu and Christian worship.

Lent and Holi

What are the similarities and differences between Lent and Holi?

Children will be discussing whether they celebrate Easter and if so, how. They will learn what Lent is and why Christians take part in it. Children will identify challenges Christian’s face during Lent too. Children will also learn the Easter story and the ancient story of Holi. They will be exploring how Holi is celebrated across the world.